

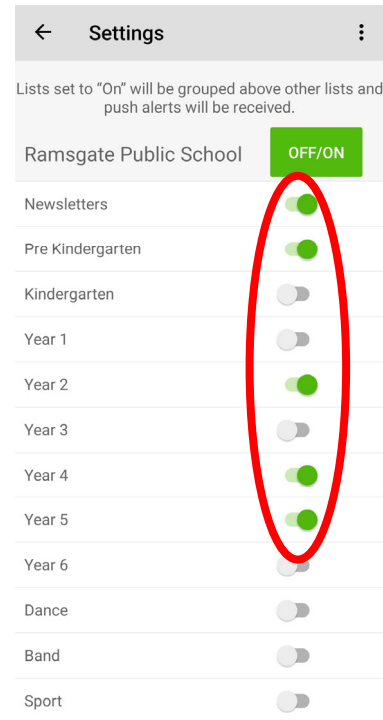
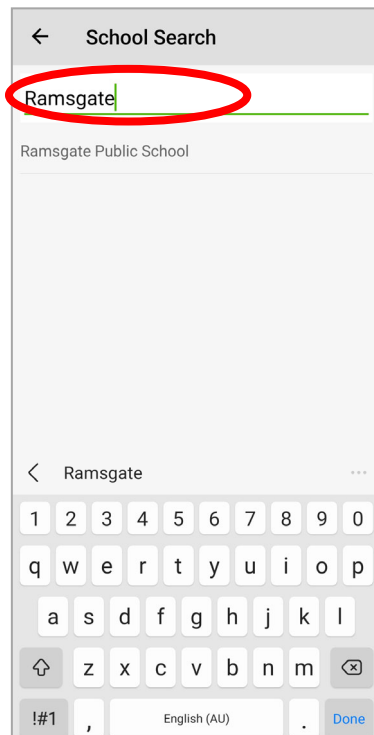




SCHOOL ENEWS INSTRUCTIONS

1. Download the School Enews app on your phone or device
2. Add school by pressing the add  button
3. Start typing Ramsgate...select Ramsgate Public School
3. Go to settings 
4. Turn off groups that you don't need (ensure Newsletters is turned on as well as the year your child is currently in. If you have more than one child at our school, select both years)



** NOTE **



iPhone users will find the add  button and the settings  button at the bottom of the app screen.

Android users will find them at the top of the app screen

